


It's no accident that Tommy lost control of his mom's ATV





... it was designed for an adult. No matter how old you are, it's great when you get to ride your own ATV. But to really enjoy the trails, everyone needs to be safe. Of course, this means proper training and wearing proper gear. Just as important, adults need to supervise young people when they ride and make sure they are riding an ATV that is the appropriate size for them. It makes sense - youth-sized ATVs are lighter, smaller and better!

**After all, showing kids how to do it right teaches them to stay safe, stay in control and have fun.**



**Mixed Sources**

Product group from well-managed forests, controlled sources and recycled wood or fiber

[www.fsc.org](http://www.fsc.org) Cert no: SGS-COC-008401  
© 1996 Forest Stewardship Council

# MAKE ATV SAFETY A PRIORITY FOR YOUR FAMILY

USE THESE 7 SIMPLE GUIDELINES WHEN LETTING YOUR CHILD RIDE AN ATV

1

## **Know Their Limit, Ride Within It**

Ride only on trails that are not crowded and within his or her riding abilities.



2

## **Keep it Fun and Safe for Everyone**

If you have several children riding at once, try to separate them. This will reduce the chances of their competing with each other, which could create dangerous situations.





3

### Gear Up and Get Out

Make sure that your child has completed an approved rider-training course.

AND

Equip every person with the proper clothing and essential protective gear



4

### Some Simple Math

Youth-model ATVs are designed for varying ages, with differing speed limitations and parental controls for different categories.

Mandatory adult supervision required.

**6 years of age and older**

Comes from the factory set with a **maximum speed of 16 km/h (10 mph)**, and can be adjusted by parents up to a **maximum speed of 24 km/h (15 mph)**.

**10 years of age and older**

Comes from the factory set with a **maximum speed of 24 km/h (15 mph)**, and can be adjusted by parents up to a **maximum speed of 40 km/h (30 mph)**.

**12 years of age and older**

Comes from the factory set with a **maximum speed of 24 km/h (15 mph)**, and can be adjusted by parents up to a **maximum speed of 48 km/h (30 mph)**.

**14 years of age and older**


**New (Transition) Category**

Comes from the factory set with a **maximum speed of 32 km/h (20 mph)**, and can be adjusted by parents to a **maximum speed of 48 km/h (30 mph) or 61 km/h (38 mph)**.

5

### Size is Important

Young riders need to be able to easily reach all of the controls on their vehicle so that they can steer, brake and ride safely. You'll have a lot more fun riding an ATV that is the right size for you.



7

### Safety in Numbers

When riding in a group, place one adult-ridden ATV in front of the ATV ridden by your child and another adult-ridden ATV behind.



6

### Follow the Leader

If just one adult and child are riding, the adult-ridden ATV should be in front to better control the speed.



**COHV CVHR**

RESPONSIBLE. RECREATIONAL. FAMILY. FUN.


Find out more about COHV/CVHR at

[www.cohv.ca](http://www.cohv.ca)

# COHV CVHR

RESPONSIBLE. RECREATIONAL. FAMILY. FUN.

[www.cohv.ca](http://www.cohv.ca)



This message is brought to you by the Canadian Off Highway Vehicles Distributors Council and its members.

